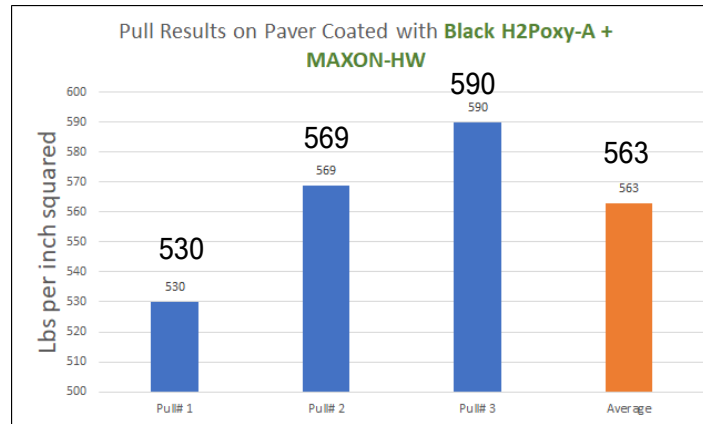
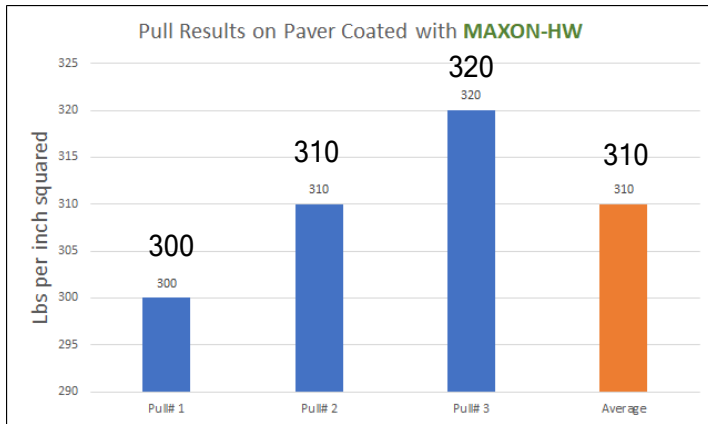
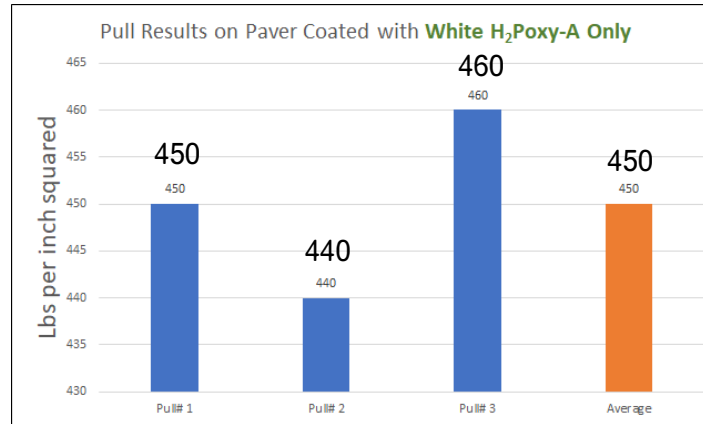
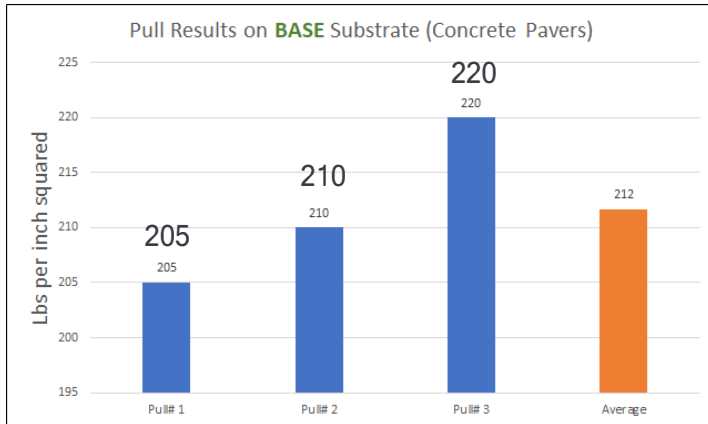


NACE # 18375

Subject: H₂Poxy-A and MAXON-HW effect on Pull Strength (on concrete pavers)



Above Graphed Pull Results Represented With Lbs per inch² & N/mm Mpa Values

Pull Results on **BASE** Substrate (Concrete Pavers)

lb/in ²	N/mm Mpa
1. 205.	1.5
2. 210.	1.5
3. 220	1.5
Avg. 212.	1.5

Pull Results on Paver Coated with **MAXON-HW**

lb/in ²	N/mm Mpa
1. 300.	2
2. 310.	2
3. 320.	2
Avg. 310.	2

Pull Results on Paver Coated with **White H₂Poxy-A Only**

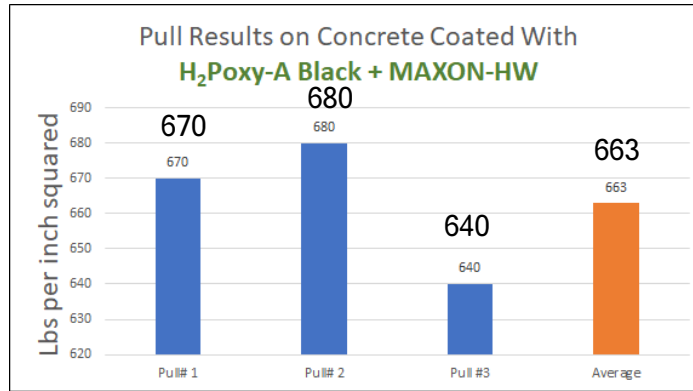
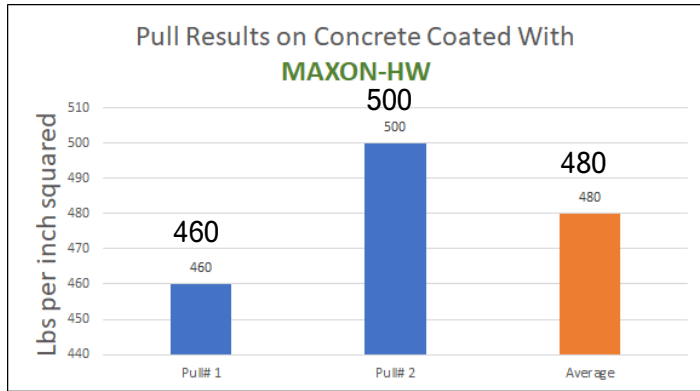
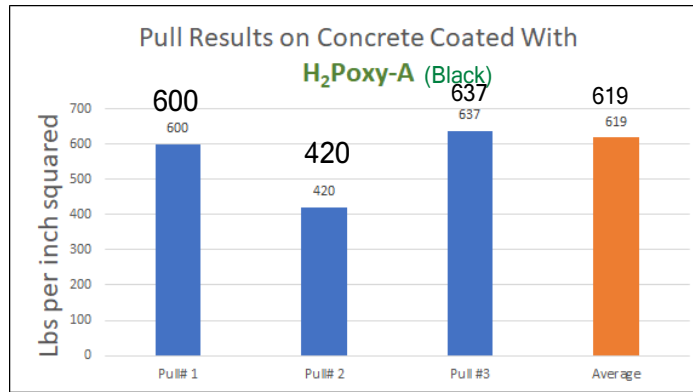
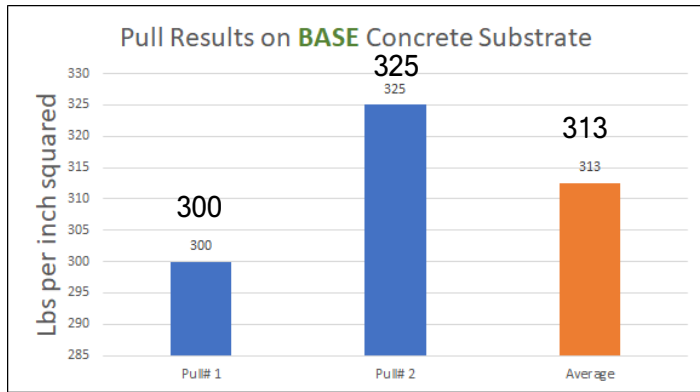
lb/in ²	N/mm Mpa
1. 450.	3.5
2. 440.	3.5
3. 460.	3.5
Avg. 450.	3.5

Pull Results on Paver Coated with **Black H₂Poxy-A + MAXON-HW**

lb/in ²	N/mm Mpa
1. 530.	4.5
2. 569.	4.5
3. 590.	4.5
Avg. 563.	4.5

NACE # 18375

Subject: H2Poxy-A and MAXON-HW effect on Pull Strength (on high strength concrete)



Above Graphed Pull Results Represented With Lbs per inch² & N/mm Mpa Values

Pull Results on **BASE** Concrete Substrate

lb/in ²	N/mm Mpa
1. 300	2
2. 325	2
Avg. 312.5	2

Pull Results on Concrete Coated with **MAXON-HW**

lb/in ²	N/mm Mpa
1. 460	3.4
2. 500	3.6
Avg. 480	3.5

Pull Results on Concrete Coated with **H2Poxy-A (Black)**

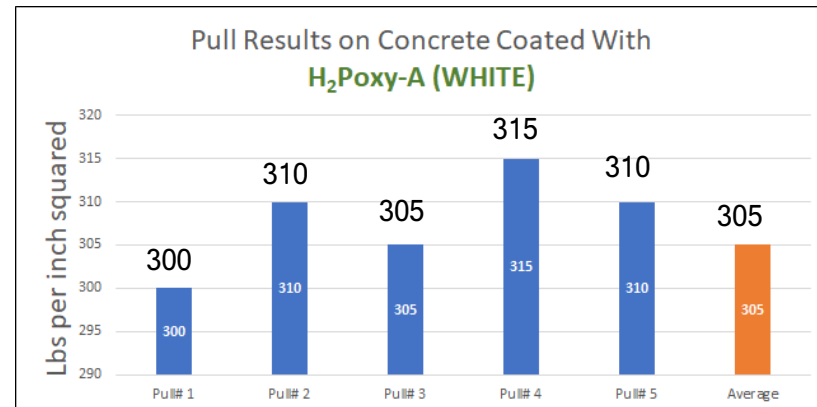
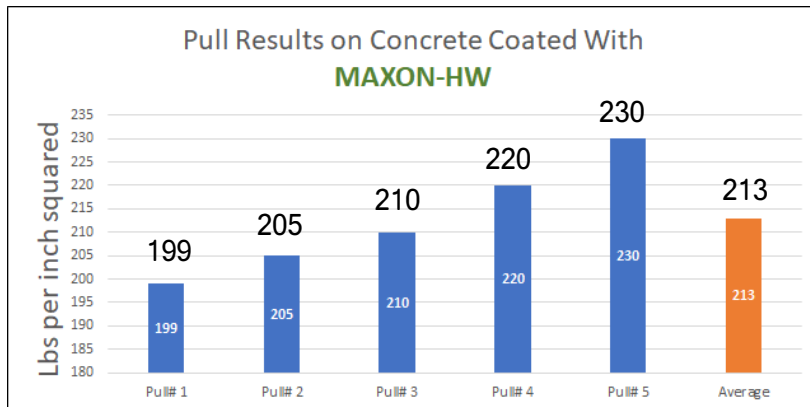
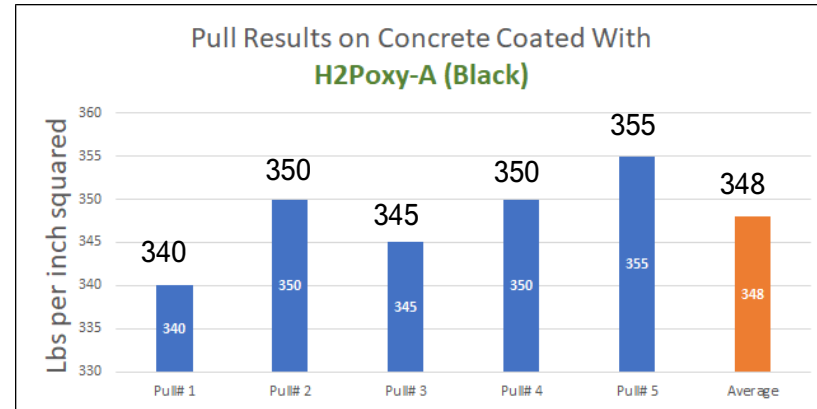
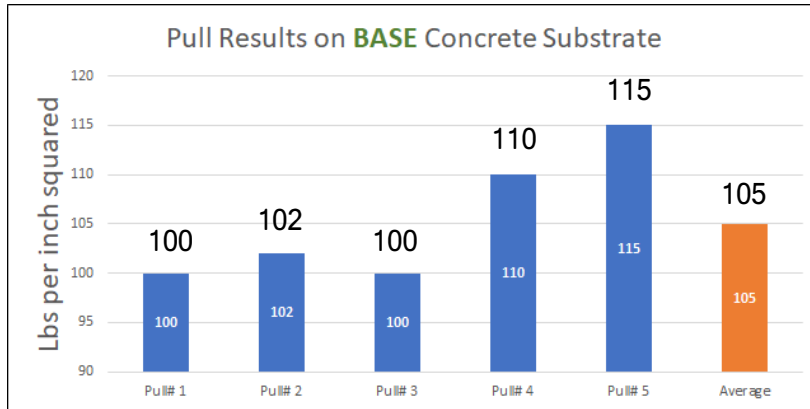

lb/in ²	N/mm Mpa
1. 600	4
2. 420	4
3. 637	4
Avg. 619	4

Pull Results on Concrete Coated with **H2Poxy-A Black+ MAXON-HW**

lb/in ²	N/mm Mpa
1. 670	4.3
2. 680	4.3
3. 640	4
Avg. 663	4.2

NACE # 18375

Subject: H2Poxy-A and MAXON-HW effect on Pull Strength (on avg. strength concrete)



NACE # 18375

Subject: H2Poxy-A and MAXON-HW effect on Pull Strength (on avg. strength concrete)

Continued from previous page

Previous Page Graphed Pull Results Represented With Lbs per inch² & N/mm Mpa Values

Pull Results on **BASE** Substrate
(Concrete Pavers)

<u>lb/in²</u>	<u>N/mm Mpa</u>
1. 100	1
2. 102	1
3. 100	1
4. 110	1
5. 115	1
Avg. 105	1

Pull Results on **H2Poxy-A
Black**

<u>lb/in²</u>	<u>N/mm Mpa</u>
1. 340.	2.5
2. 350.	2.5
3. 345.	2.5
4. 350.	2.5
5. 355.	2.5
Avg. 348.	2.5

Pull Results on **MAXON-HW**

<u>lb/in²</u>	<u>N/mm Mpa</u>
1. 199.	1.5
2. 205.	1.5
3. 210.	1.5
4. 220.	1.5
5. 230.	1.5
Avg. 213.	1.5

Pull Results on **H2Poxy-A White**

<u>lb/in²</u>	<u>N/mm Mpa</u>
1. 300.	2
2. 310.	2
3. 305.	2
4. 315.	2
5. 310.	2
Avg. 305.	2

John Leroy Mack Jr.

NACE # 18375

